

CAM-LIGHT™ Box

NEW!

Installs Fixtures, Detectors on a Suspended Ceiling



FL430 CAM-LIGHT BOX...

The fast, easy way to install fixtures and detectors up to 50 lbs on a Suspended Ceiling.

Arlington's new **FL430 CAM-LIGHT™** Box offers a great way to install fixtures and smoke detectors (and more) on a suspended ceiling, drywall ceiling or wall.

For power or low voltage, FL430 installs FAST with a 4" hole saw, saving time and money!



FL430
Cam-Light™
Box
(plastic)

Unlike most multi-piece assemblies CAM-LIGHT BOX is rated for:

- **Up to 50 lbs** on a suspended ceiling or drywall ceiling in combination with a drop wire for support
- **Up to 10 lbs** on a drywall ceiling without a drop wire (not rated for fixtures)
- **Up to 7 lbs** on walls

CAM-LIGHT BOX features a drop wire for support; mounting wings for attachment to the ceiling and 1/2" and 3/4" knockouts.


- Box rotates in either direction for proper positioning of exit signs or direct lighting
- High volume, 27.0 cubic inch box
- Box available in non-metallic or steel with a paintable white plastic flange



10 lb rating for drywall ceilings
(without a drop wire)



7 lb rating for walls...



Arlington

1 Stauffer Industrial Park
Scranton, PA 18517

800/233.4717

Fax 570/562.0646

www.arlingtonlowvoltage.com

**CAM-LIGHT™
BOX**



CSA with grounding lug

CAM-LIGHT™ Box



Holds up to 50 lbs. on a Suspended Ceiling

Save time and money with the FL430 CAM-LIGHT box. It installs fast with a hole saw.

For fixtures and detectors up to 50 lbs, with the drop wire for support, on a suspended or drywall ceiling...

- Emergency lights, exit signs
- Smoke detectors etc.
- Speakers (that mount to 4" box configuration)
- Strobe lights
- Emergency horns

Installing a fixture with Arlington's CAM-LIGHT™ Box is quick, easy and secure.



1 Cut hole in the desired location in the ceiling with 4" hole saw.



2 Align fixture as necessary. Tighten mounting wing screws.




3 Attach drop wire to loop. Attach to framing member for 50 lb rating.




4 Choose the appropriate knockout (1/2" or 3/4"). Install supplied NM cable connector. Pull cable.



5 FL430, ready for installation of fixture or detector.



6 Finished installation on suspended ceiling. 50 lb rating with a drop wire. Secure, no sagging ceiling.



CATALOG NUMBER	UPC/DCI/NAED MFG #01 8997	DESCRIPTION CAM-LIGHT™ BOX	MATERIAL	STD PKG	UNIT PKG
FL430	09740	For power and low voltage equipment up to 50 lbs.	Plastic	1	10
FL430S	09741	Including fixtures, security devices, fire/heat sensing detectors, carbon monoxide detectors and exit signs.	Steel	1	10

Ratings:
50 lb on suspended or drywall ceiling w/ supplied drop wire • 10 lbs on drywall ceiling • 7 lbs on walls
Includes plastic or steel box, two NM cable connectors and 12' drop wire.



FL430 plastic

FL430S steel



CATALOG NUMBER	UPC/DCI/NAED MFG #01 8997	DESCRIPTION CAM-KIT™	MATERIAL	STD PKG	UNIT PKG
SC5	18058	Security camera mounting kit Fits FL430 CAM-LIGHT BOX and... 3-1/2" and 4" fixture boxes, single-gang device boxes.	Plastic	1	20

Includes 5" round plastic mounting plate, camera mounting bracket and mounting screws.



SC5 CAM-KIT™ Camera Mounting Kit

Mounting a security camera on an existing box? Try Arlington's new CAM-KIT™. It includes a universal bracket, mounting plate and mounting screws, and offers the easy, secure way to install a security camera on a ceiling or wall (even an outside soffit).

Patents pending
FL430 1109/50M REV 0510

Distributed by

1 Stauffer Industrial Park
Scranton, PA 18517

800/233.4717

Fax 570/562.0646

www.arlingtonlowvoltage.com